

Portec Rail **GTP** Plus Absorbent Track Mat™


Locomotive Track Mat Installation Instructions



1 Tools and materials

(Not provided by Portec Rail)

Note: Please follow all safety rules and regulations during installation.



Treated 2" x 4" x 8' Needed for concrete and steel tie applications only.
(Not provided by Portec Rail)

2 Preparing the site

Remove all ballast and debris from top of the ties. Fill crib to top of tie.


Note: Please follow all safety rules and regulations during installation



Right.....



Wrong.....



3 Roll out track mat material

Light side faces down.







Look for tape that identifies: This side up



Caution: Only track mat center module is marked which side faces **up**. Identify before installation.

4 Trim, fasten and bury end

In applications with steel or concrete ties, fasten to lumber (treated 2" x 4" x 8') under the rails end of tie to end of tie in the crib. In applications with rail joints cut around joint bar and fold excess under mat.



Note: On field modules do not pass edge of tie - material must go under ball of rail.


Track material should come approximately 1/2" from end of tie.

Continued on Back


Portec Rail **GTP**lus Absorbent Track Mat™

Locomotive Track Mat Installation Instructions continued


- 5 Continue to roll out track mat material as you fasten to every tie (or according to your railroad's standard).



- 6 Repeat for other modules



- 7 Trim, fasten and bury remaining ends



Finished installation

- 8 Clean up installation area. Remove trash and debris and dispose of properly according to your standard operating policy.

The standard kit consists of 3 rolls of track material, a 58-inch wide gauge module and two 19-inch wide field modules, all 100 feet in length, that are simply nailed to the ties. In applications consisting of concrete or steel ties, attach to lumber (treated 2" x 4" x 8') placed in the crib under the rails end of tie to end of tie.

When saturated, remove and please dispose of properly according to your standard operating policy.



GTPlus is part of Portec Rail's innovative Enviro-FORCE™ line of environmentally tailored products designed specifically for the Rail Industry.

Made in the U.S.A.

GTPlus Absorbent Track Mat™ is the standard of the industry, but no track mat can be guaranteed to retain 100% of the grease, oil and other contaminants present in the railroad environment.

Specifications subject to change.

PORTEC RAIL
PRODUCTS, INC.



Railway Maintenance Products Division
Box 38250
Pittsburgh, PA 15238-8250 U.S.A.
Tel 412/782-6000 • Fax 412/782-1037
www.PortecRail.com
E-mail: RMPsales@PortecRail.com